


MODEL 91

3/8" Diameter

Single Turn

Cermet Trimming

Potentiometer



1

ELECTRICAL

| | |
|---------------------------------------|--|
| Standard Resistance Range, Ohms | 10 to 2Meg |
| Standard Resistance Tolerance | ±20% |
| Input Voltage, Maximum | 250 Vdc or rms not to exceed power rating |
| Slider Current, Maximum | 100mA or within rated power, whichever is less |
| Power Rating, Watts | 0.5 at 70°C derating to 0 at 125°C |
| End Resistance, Maximum | 2 Ohms |
| Actual Electrical Travel, Nominal | 174° |
| Dielectric Strength | 500 Vrms |
| Insulation Resistance, Minimum | 1,000 Megohms |
| Resolution | Essentially infinite |
| Contact Resistance Variation, Maximum | 1% or 1 Ohm, whichever is greater |

ENVIRONMENTAL

| | |
|----------------------------------|--|
| Temperature Coefficient, Maximum | ±100ppm/°C |
| Operating Temperature Range | -55°C to +125°C |
| Thermal Shock | 5 cycles, -55°C to +125°C (1% ΔRT, 1% ΔVR) |
| Moisture Resistance | Ten 24 hour cycles (1% ΔRT, IR 100 Megohms Min.) |
| Shock, 6ms Sawtooth | 100G's (1% ΔRT, 1% ΔVR) |
| Vibration | 20G's, 10 to 2,000 Hz (1% ΔRT, 1% ΔVR) |
| High Temperature Exposure | 250 hours at 125°C (2% ΔRT, 2% ΔVR) |
| Rotational Life | 200 cycles (3% ΔRT) |
| Load Life at 0.5 Watts | 1,000 hours at 70°C (2% ΔRT) |
| Resistance to Solder Heat | 260°C for 10 sec. (1% ΔRT) |

MECHANICAL

| | |
|--------------------------|------------------------|
| Mechanical Stops | Solid |
| Stop Strength | 12 oz.-in. (0.085 N-m) |
| Torque, Starting Maximum | 5oz.-in. (0.042 N-m) |
| Weight, Nominal | .03 oz. (0.85 grams) |

Specifications subject to change without notice.

TOP ADJUSTMENT (Inch/mm)

Model 91A



Model 91B



Model 91C



Model 91E



Model 91T



Model 91V



Model 91W



Model 91X



STANDARD RESISTANCE VALUES, OHMS

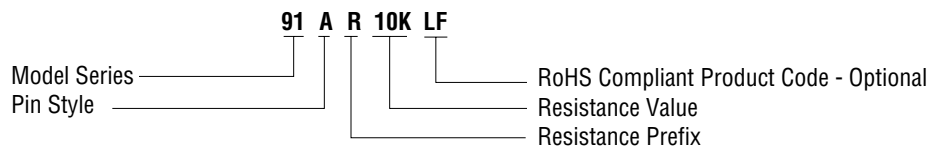
| | | | | |
|-----|-----|-----|------|------|
| 10 | 200 | 5K | 50K | 500K |
| 20 | 500 | 10K | 100K | 1Meg |
| 50 | 1K | 20K | 200K | 2Meg |
| 100 | 2K | 25K | 250K | |

PACKAGING

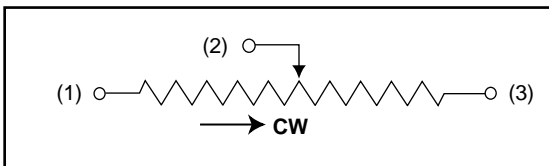
Standard: Boxes
Capacity = 100 Units

ORDERING INFORMATION

Standard:



CIRCUIT DIAGRAM



NOTES

Metric equivalents, based on 1 inch = 25.4mm are rounded to the same number of significant figures as in the original English units and are provided for general information only.

Tolerances unless otherwise specified:
Linear = ± .01 inches (.25mm)
Angular = ± 2 degrees

